

# STUDENT ACCESS & EQUITY

DURING COVID-19 AND DISTANCE LEARNING

Data as of May 30, 2020

## DISTANCE LEARNING/ STUDENT EXPERIENCE



**81% weekly**  
overall student activity with  
distance learning (PreK-12)

## COMMUNICATIONS

First COVID-19 communication:  
January 30, 2020



**695 total communications**

## CLOSING THE DIGITAL DIVIDE



**95% with confirmed  
access** to a device

Highest  
Weekly  
Activity

Grade 12  
**87%**



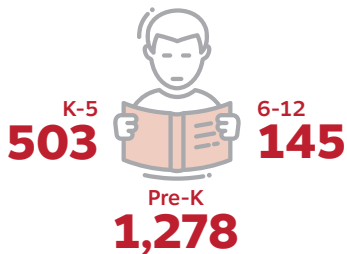
Lowest  
Weekly  
Activity

Grade 6  
**76%**



**85%**  
Google  
Classroom  
Access

Students Who Are Tech-free



Tech-free  
Materials  
Mailed  
Home



Pre-K Total  
**6,390**  
K-12 Total  
**3,240**



Confirmed  
Contact with  
Students/  
Families  
**99%**



**79** HPS  
Website Posts



**11** HPS  
Newsletters



**8** Superintendent  
Video Updates



Superintendent  
Livestream  
Town Halls

- 2** with City of Hartford
- 2** with Staff
- 2** with Students



**497**  
Social Media  
Posts



- 5** Press Conferences
- 24** Superintendent Interviews
- 36** Media Coverage



**22**  
Mass Email &  
Phone Calls



**15**  
Superintendent  
Written Updates



**10,884**  
Chromebooks/  
Devices  
Distributed

**84**  
Teacher  
Distance Learning  
Coaching Sessions



**258**  
Chromebooks  
Repaired/  
Replaced



**1,005**  
Tech Support  
Requests  
From Families/  
Students



**600**  
Designated  
Hotspots

Distance  
Learning  
Support  
Webpage



Created  
**3.26.20**

Updated  
**6.1.20**

## FAMILY AND COMMUNITY PARTNERSHIPS

**2,667**  
Welcome Center  
Inbound Phone Calls


**50**  
Family and  
Community  
Support Staff



**20**  
Partner Organizations  
*NEW* Caring & Connected  
Response Taskforce

**110+**  
Home Visits  
Conducted

### PROVIDING MEALS TO CHILDREN IN HARTFORD



**1,040,356**  
Total Meals Served

**110**  
Food &  
Nutrition Staff

**17**  
Meal  
Distribution  
Locations

**223**  
HPS Total Community  
Partners



### STUDENT HEALTH SERVICES



**300+**  
HPS Health  
Services  
Hotline Calls

**266**  
HPS TeleHeath  
Appointments

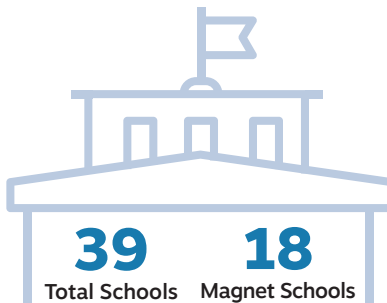
### COVID-19 Response Committee

**3.18.20**  
Date Committee  
Formed

**34**  
Number of  
meetings

## SUPPORTING THE WHOLE STUDENT

**18,086**  
PreK-12 Total Students



**39** **18**  
Total Schools Magnet Schools

**8,082**  
PreK-12 Magnet Students

### WE BELIEVE IN OUR BEAUTIFUL AND CAPABLE STUDENTS

**13,563**  
Hartford  
Residents

**4,523**  
Non-Hartford  
Residents

**89**  
Number of  
Sending Towns

**90**  
Languages  
Spoken

**55%**  
Hispanic/  
Latino

**29%**  
Black/African-  
American

**9%**  
White

**4%**  
Asian

**2%**  
Two or  
More Races

**81%**  
Free/Reduced  
Lunch

**22%**  
English  
Learners

**21%**  
Special  
Education

**436**  
Students w/o  
Permanent  
Housing

**1,591**  
Total Teachers

**\$430M**  
Total Budget 2019-2020

**3,569**  
Total Employees



960 Main Street, 8th Floor, Hartford CT  
[www.hartfordschools.org](http://www.hartfordschools.org)